




the
door to
quality

Traditional. Dynamic.



Classic style, delivered in a bold, new way. C.H.I. Overhead Doors has always been one step ahead of the curve with the 5400 Series. Now, the reengineered 5400 and 5700 Series take another step forward, utilizing Western Red Cedar boards to create a dynamic, yet timeless, look that is backed by a rigid steel base section. Top it all off with a field staining and the decorative hardware and window options of your choice, and you have a door that says...*welcome home.*



residential | commercial | rolling steel doors

chiohd.com



Pictured. 16' x 7' 5432 field stained with optional madison windows, seeded glass and wrought iron hardware.

This series also available in **C.H.I. OVERHEAD DOORS WINDBREAKER SERIES**



5400 Series. Utilizes a steel base sandwich section with a polystyrene core.



5700 Series. Utilizes a polyurethane injected steel thermally-broken base section.

FEATURES

The wide tongue-and-groove cedar boards and smooth cedar accent battens are laminated to the steel base sections with high performance adhesives. The door face is manufactured unfinished for field painting or staining

Square top standard; optional arched top

Optional windows are available in clear glass, glue chip pattern or seeded glass, available in the top two sections of door

Faux windows are an option with the background color always being black and can be combined with all window section options

Series 5400 are 2" thick CFC free polystyrene insulated base sections

Series 5700 are 2" thick CFC free polyurethane insulated thermally-broken base sections

2-3/4" total section thickness

Wood-grained steel interior, pre-finished in white

White painted 20-gauge end stiles are standard

One set of spade decorative hardware is standard for all doors. Optional Barcelona or Wrought Iron designs replicate an old-world look

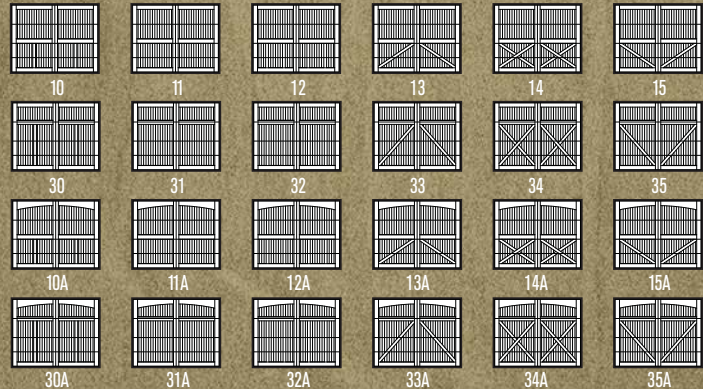
Concealed steel plates run continuously from top to bottom of each section for fastening hardware

Bottom weather seal utilizes an aluminum retainer and extruded virgin vinyl


Series 5400 DASMA TDS-163 calculated R-value* - 9.06

Series 5700 DASMA TDS-163 calculated R-value* - 16.25

DOOR DESIGNS



WINDOW OPTIONS



DESIGNER LITES



EXTERNAL HARDWARE



*Calculated door section R-value is in accordance with DASMA TDS-163. This means that C.H.I. doors have met DASMA TDS-163 criteria for determining the effectiveness of insulation.

Note: Follow manufacturer's recommendations for surface preparation for field staining or painting applications.

All information presented is based on the specifications and features available at the time of printing and is subject to change without notice.

