



5216

ALL-STEEL SANDWICH CARRIAGE HOUSE DOOR

The Door to Quality.

www.chiohd.com

C.H.I. OVERHEAD DOORS



9' x 7' 5216 white with optional arched stockton window inserts

MODEL 5216 Polyurethane, Insulated

- Sections are formed from 26-gauge exterior and 27-gauge interior galvanized draw quality steel. Available in white, almond, brown and sandstone
- High-density polyurethane injected core and is thermally-broken for added weather protection
- Extra-heavy paint system includes .25 mil. primer with rust inhibitor and a .75 coating of baked-on polyester paint
- Heavy-duty 14-gauge hinges with "wide body" pattern for greater stability and longer life
- Long-lasting durable rollers assure consistent, efficient operation
- Extension or torsion springs are individually computer-calibrated to lift your door
- Concealed steel plates run continuously from top to bottom of each section for fastening hardware
- White painted end stiles
- Standard decorative hardware is available for all doors as well as optional Wrought Iron designs to replicate an old world look
- Exterior decorative hardware includes 4 hinges, 2 handles and pop rivets for mounting to face
- Glazing options include standard glass and glue chip glass with four optional insert designs
- R-value - 14.3*
- Available in the Windbreaker Series
- Patented design

* Calculated in accordance with ASHRAE standard formulas

The 5216 combines the beauty of a traditional, wood carriage house door with the strength and durability of steel. A foamed in place process using urethane foam completely fills the core of this product, combining a high degree of structural integrity with an exceptional R-value rating. PVC extrusions at both section joints provide a thermal break by separating the front and back of the door.

INNOVATIVE.
THERMALLY-BROKEN.

FEATURES


WINDOW & GLASS OPTIONS

Add a touch of elegance to the outside of your home with the addition of decorative window & glass options from C.H.I. Our glass options are designed to enhance the natural beauty of your exterior while adding to the value of your home.




The Door to Quality.


STANDARD WINDOW DESIGN TRIMS




Cascade




Stockton




2-2 Piece Arched Stockton




3 Piece Arched Stockton




4 Piece Arched Stockton




Madison



2-2 Piece Arched Madison




3 Piece Arched Madison




4 Piece Arched Madison

HARDWARE STAMPED




Hinge




Handles

WROUGHT IRON




Hinge




Handles


OUTSIDE LOCK



DESIGNER LITES**



Glue Chip



Plain




Fig. 1
All Designer Lites are either transparent or semi-transparent.

COLOR SELECTIONS



WHITE



ALMOND



SANDSTONE



BROWN

Note: Refer to samples at your local C.H.I. distributor for exact color match.

**For all available window options, please see our Glass Options Brochure, or visit your C.H.I. Distributor.

C.H.I. OVERHEAD DOORS DISTRIBUTED BY:

C.H.I. Overhead Doors are manufactured in Arthur, Illinois, USA.



DOOR CONSTRUCTION

This model utilizes 26-gauge exterior and 27-gauge interior steel skins injected with polyurethane insulation. The thermally-broken tongue and groove section joint includes a continuous weather seal offering exceptional protection from the elements.

R value.....14.3*

*Calculated in accordance with ASHRAE standard formulas.

FLIER NUMBER_M5216-0408R3

C.H.I. OVERHEAD DOORS
1485 Sunrise Drive
Arthur, Illinois 61911
www.chiohd.com

Specifications are subject to change without notice.